


Luminaire Photograph



Light Output Ratio:	75.3%	
Luminaire Power:	16.44 W	
SHR Nominal:	0.00	Calculated using the TM5
SHR Maximum:	0.25	fine grid method.

C Range: 0 - 360DEG
C Interval: 30.0DEG
Test Speed: HIGH
Temperature: 25.3 °C
Operators: zoe
Test Date: 2023-9-14

γ Range: 0 - 180DEG
γ Interval: 1.0DEG
Test System: EVERFINE GO-SPEX500_V1 SYSTEM V2.00.461
Humidity: 65.0%
Test Distance: 3.160m [K=1.0000]
Remarks: LAMP: CMA1306-0000-000N0U0A30G Ra:90
REFLECTOR: PM-1092 15R
DRIVER: 9290 028 088 350mA
30minutes warm-up

LUMINOUS INTENSITY DISTRIBUTION DIAGRAM

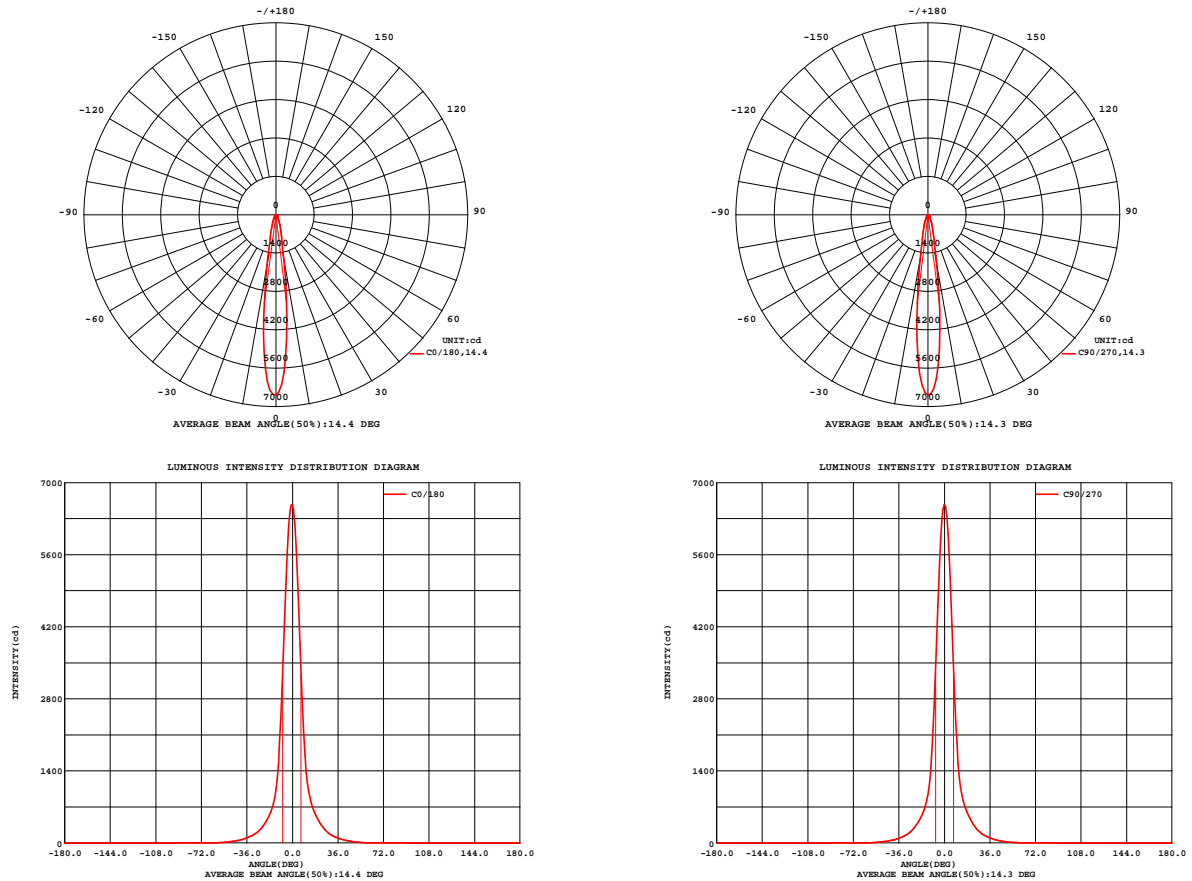


Fig. C0/C180

Fig. C90/C270

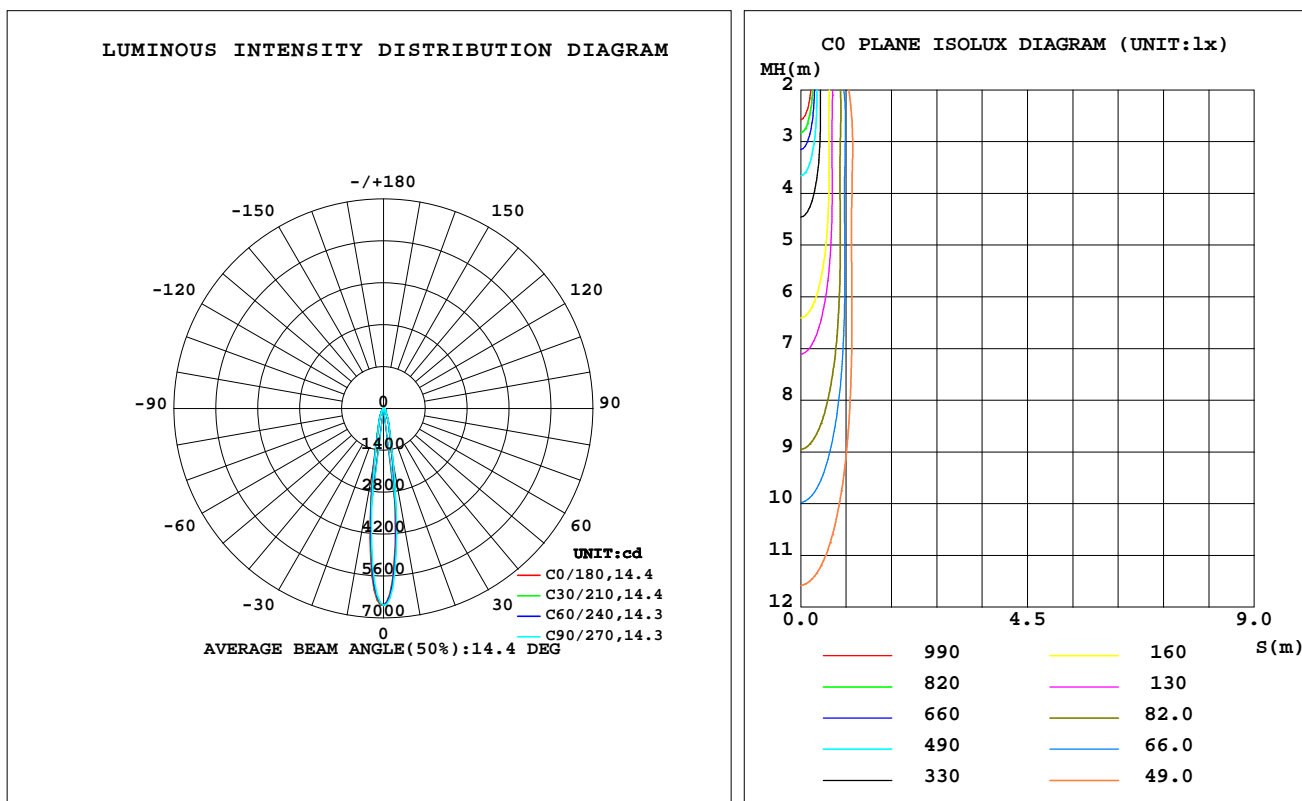
C Range: 0 - 360DEG
C Interval: 30.0DEG
Test Speed: HIGH
Temperature: 25.3 °C
Operators: zoe
Test Date: 2023-9-14

γ Range: 0 - 180DEG
 γ Interval: 1.0DEG
Test System: EVERFINE GO-SPEX500_V1 SYSTEM V2.00.461
Humidity: 65.0%
Test Distance: 3.160m [K=1.0000]
Remarks: LAMP: CMA1306-0000-000N0U0A30G Ra: 90
REFLECTOR: PM-1092 15R
DRIVER: 9290 028 088 350mA
30minutes warm-up

LUMINAIRE PHOTOMETRIC TEST REPORT

Test:U:220.05V I:0.0758A P:16.444W PF:0.9840 Freq:49.99Hz Lamp Flux:1099.47x1 lm		
NAME: 2118.578-ACOT-36R	TYPE:	WEIGHT:
SPEC.: 3000K	DIM.:	SERIAL No.: 2309141150
MFR.: RISE	SUR.: 0.00138474m2	Shielding Angle:

DATA OF LAMP		PHOTOMETRIC DATA Eff: 50.36 lm/W			
MODEL	CREE	I _{max} (cd)	6579	S/MH(C0/180)	0.26
NOMINAL POWER(W)	16	LOR(%)	75.3	S/MH(C90/270)	0.24
RATED VOLTAGE(V)	220	TOTAL FLUX(lm)	828.05	η UP,DN(C0-180)	0.0,38.7
NOMINAL FLUX(lm)	1099.47	CIE CLASS	DIRECT	η UP,DN(C180-360)	0.0,36.6
LAMPS INSIDE	1	η up(%)	0.0	CIBSE SHR NOM	0.00
TEST VOLTAGE(V)	220	η down(%)	75.3	CIBSE SHR MAX	0.25



C Range: 0 - 360DEG
C Interval: 30.0DEG
Test Speed: HIGH
Temperature:25.3℃
Operators:zoe
Test Date:2023-9-14

γ Range: 0 - 180DEG
γ Interval: 1.0DEG
Test System:EVERFINE GO-SPEX500_V1 SYSTEM V2.00.461
Humidity:65.0%
Test Distance:3.160m [K=1.0000]
Remarks: LAMP:CMA1306-0000-000N0U0A30G Ra:90
REFLECTOR:PM-1092 15R
DRIVER:9290 028 088 350mA
30minutes warm-up

ZONAL FLUX DIAGRAM

ZONAL FLUX DIAGRAM:

γ	C0	C45	C90	C135	C180	C225	C270	C315	γ	Φ zone	Φ total	%lum,lamp
10	1694	1810	1934	1994	1974	1809	1671	1636	0- 10	350.4	350.4	42.3,31.9
20	469.8	485.5	491.9	478.3	448.2	430.6	432.2	445.7	10- 20	232.5	582.8	70.4,53
30	167.6	171.2	174.0	173.4	168.4	161.0	158.0	160.7	20- 30	129.4	712.2	86,64.8
40	64.93	65.70	65.60	67.84	66.47	64.45	61.57	62.43	30- 40	67.68	779.9	94.2,70.9
50	20.83	21.03	20.90	22.78	22.72	21.74	19.98	20.13	40- 50	30.56	810.5	97.9,73.7
60	4.625	4.634	4.680	4.929	5.028	4.890	4.707	4.616	50- 60	9.961	820.4	99.1,74.6
70	2.791	2.765	2.715	2.692	2.736	2.740	2.748	2.737	60- 70	3.486	823.9	99.5,74.9
80	2.331	2.297	2.221	2.141	2.137	2.186	2.243	2.270	70- 80	2.558	826.5	99.8,75.2
90	0	0	0	0	0	0	0	0	80- 90	1.584	828.1	100,75.3
100	0	0	0	0	0	0	0	0	90-100	0	828.1	100,75.3
110	0	0	0	0	0	0	0	0	100-110	0	828.1	100,75.3
120	0	0	0	0	0	0	0	0	110-120	0	828.1	100,75.3
130	0	0	0	0	0	0	0	0	120-130	0	828.1	100,75.3
140	0	0	0	0	0	0	0	0	130-140	0	828.1	100,75.3
150	0	0	0	0	0	0	0	0	140-150	0	828.1	100,75.3
160	0	0	0	0	0	0	0	0	150-160	0	828.1	100,75.3
170	0	0	0	0	0	0	0	0	160-170	0	828.1	100,75.3
180	0	0	0	0	0	0	0	0	170-180	0	828.1	100,75.3
DEG	LUMINOUS INTENSITY:cd									UNIT:lm		

C Range: 0 - 360DEG
 C Interval: 30.0DEG
 Test Speed: HIGH
 Temperature:25.3℃
 Operators:zoe
 Test Date:2023-9-14

γ Range: 0 - 180DEG
 γ Interval: 1.0DEG
 Test System:EVERFINE GO-SPEX500_V1 SYSTEM V2.00.461
 Humidity:65.0%
 Test Distance:3.160m [K=1.0000]
 Remarks: LAMP:CMA1306-0000-000N0U0A30G Ra:90
 REFLECTOR:PM-1092 15R
 DRIVER:9290 028 088 350mA
 30minutes warm-up

LUMINANCE LIMITATION CURVES

Test:U:220.05V I:0.0758A P:16.444W PF:0.9840 Freq:49.99Hz
Lamp Flux:1099.47x1 lm

NAME: 2118.578-ACOT-36R

TYPE:

WEIGHT:

SPEC.: 3000K

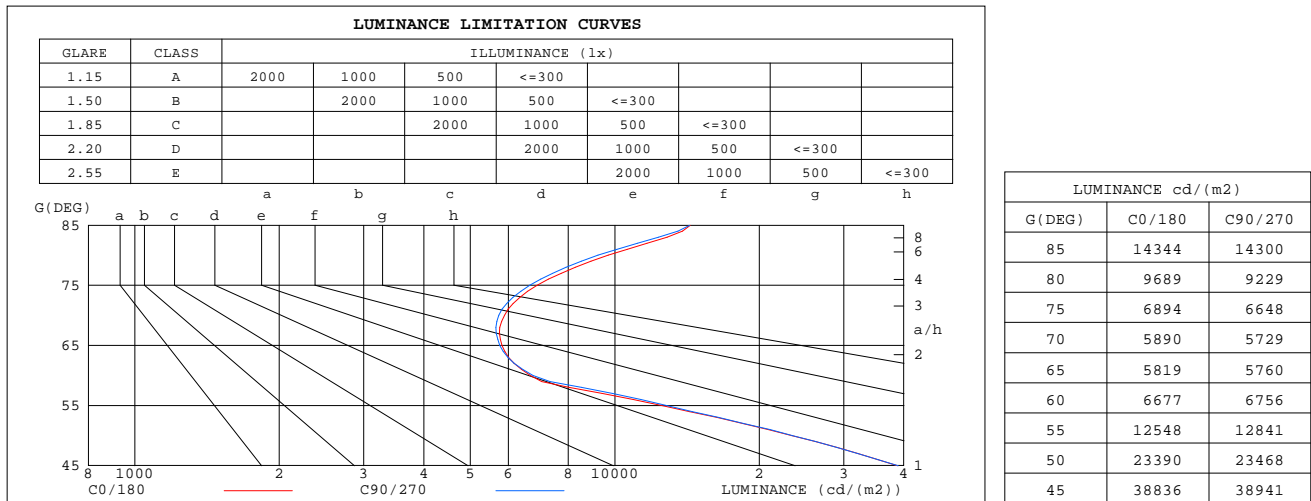
DIM.:

SERIAL No.: 2309141150

MFR.: RISE

SUR.: 0.00138474m2

Shielding Angle:



C Range: 0 - 360DEG
C Interval: 30.0DEG
Test Speed: HIGH
Temperature:25.3℃
Operators:zoe
Test Date:2023-9-14

γ Range: 0 - 180DEG
γ Interval: 1.0DEG
Test System:EVERFINE GO-SPEX500_V1 SYSTEM V2.00.461
Humidity:65.0%
Test Distance:3.160m [K=1.0000]
Remarks: LAMP:CMA1306-0000-000N0U0A30G Ra:90
REFLECTOR:PM-1092 15R
DRIVER:9290 028 088 350mA
30minutes warm-up

CU AND LUMINAIRE BUDGETARY ESTIMATE DIAGRAM

Test:U:220.05V I:0.0758A P:16.444W PF:0.9840 Freq:49.99Hz
Lamp Flux:1099.47x1 lm

NAME: 2118.578-ACOT-36R

TYPE:

WEIGHT:

SPEC.: 3000K

DIM.:

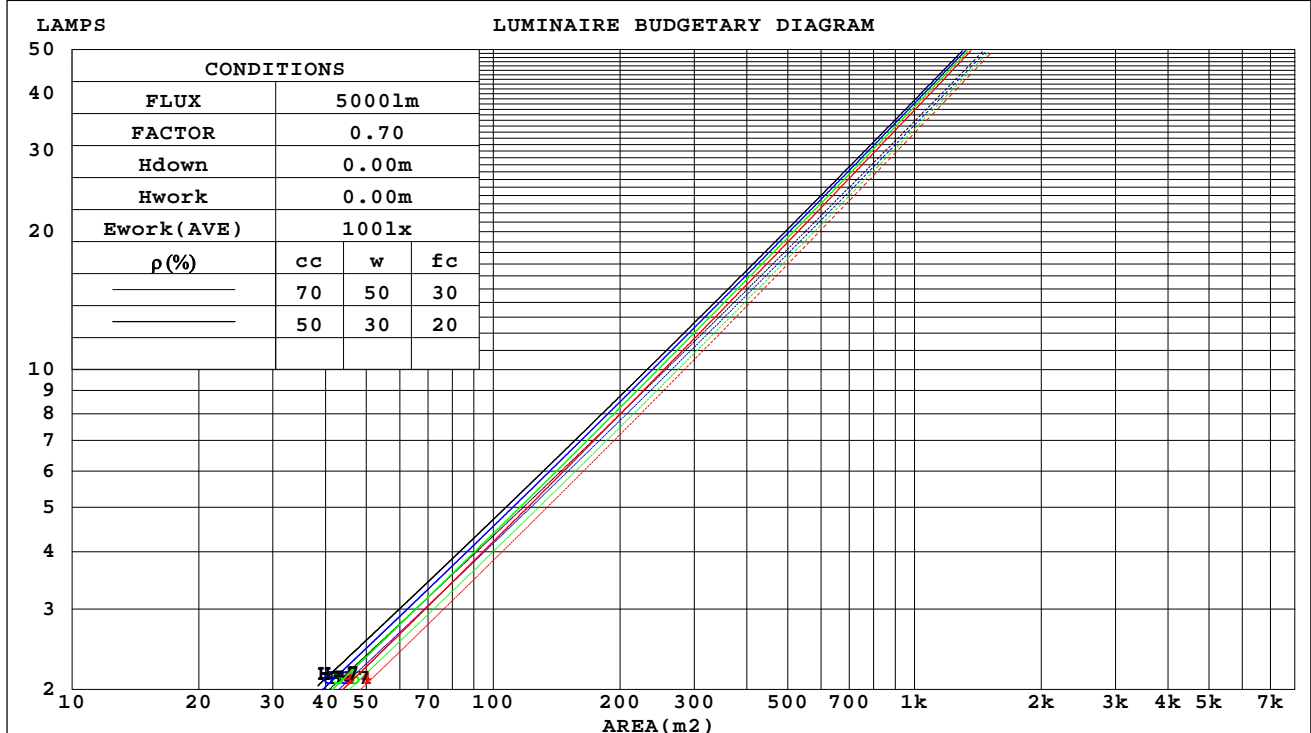
SERIAL No.: 2309141150

MFR.: RISE

SUR.: 0.00138474m2

Shielding Angle:

ρ_{cc}	80%			70%			50%			30%			10%			0
ρ_w	50%	30%	10%	50%	30%	10%	50%	30%	10%	50%	30%	10%	50%	30%	10%	0
ρ_{fc}	20%			20%			20%			20%			20%			0
RCR	RCR:Room Cavity Ratio															



C Range: 0 - 360DEG
C Interval: 30.0DEG
Test Speed: HIGH
Temperature:25.3℃
Operators:zoe
Test Date:2023-9-14

γ Range: 0 - 180DEG
 γ Interval: 1.0DEG
Test System:EVERFINE GO-SPEX500_V1 SYSTEM V2.00.461
Humidity:65.0%
Test Distance:3.160m [K=1.0000]
Remarks: LAMP:CMA1306-0000-000N0U0A30G Ra:90
REFLECTOR:PM-1092 15R
DRIVER:9290 028 088 350mA
30minutes warm-up

WEC AND CCEC

Test:U:220.05V I:0.0758A P:16.444W PF:0.9840 Freq:49.99Hz Lamp Flux:1099.47x1 lm		
NAME: 2118.578-ACOT-36R	TYPE:	WEIGHT:
SPEC.: 3000K	DIM.:	SERIAL No.: 2309141150
MFR.: RISE	SUR.: 0.00138474m2	Shielding Angle:

pcc	80%			70%			50%			30%			10%			0
pw	50%	30%	10%	50%	30%	10%	50%	30%	10%	50%	30%	10%	50%	30%	10%	0
pfc	20%			20%			20%			20%			20%			0
RCR	RCR:Room Cavity Ratio						Wall Exitance Coefficients(WEC)									
0.0																
1.0	.110	.062	.020	.105	.060	.019	.095	.055	.017	.087	.050	.016	.079	.046	.015	
2.0	.102	.056	.017	.098	.054	.017	.090	.050	.016	.083	.047	.015	.077	.043	.014	
3.0	.095	.051	.015	.092	.049	.015	.085	.046	.014	.079	.043	.013	.074	.041	.013	
4.0	.089	.046	.014	.086	.045	.013	.081	.043	.013	.076	.041	.012	.071	.039	.012	
5.0	.084	.043	.012	.081	.042	.012	.077	.040	.012	.072	.038	.011	.068	.036	.011	
6.0	.079	.040	.011	.077	.039	.011	.073	.037	.011	.069	.036	.011	.066	.035	.010	
7.0	.075	.037	.010	.073	.036	.010	.069	.035	.010	.066	.034	.010	.063	.033	.010	
8.0	.071	.035	.010	.069	.034	.010	.066	.033	.009	.063	.032	.009	.061	.031	.009	
9.0	.068	.033	.009	.066	.032	.009	.063	.031	.009	.061	.031	.009	.058	.030	.009	
10.0	.065	.031	.009	.063	.031	.009	.061	.030	.008	.059	.029	.008	.056	.028	.008	

pcc	80%			70%			50%			30%			10%			0	
pw	50%	30%	10%	50%	30%	10%	50%	30%	10%	50%	30%	10%	50%	30%	10%	0	
pfc	20%			20%			20%			20%			20%			0	
RCR	RCR:Room Cavity Ratio						Ceiling Cavity Exitance Coefficients(CCEC)										
0.0	.143	.143	.143	.123	.123	.123	.084	.084	.084	.048	.048	.048	.015	.015	.015		
1.0	.127	.119	.111	.109	.102	.096	.074	.070	.066	.043	.041	.038	.014	.013	.012		
2.0	.114	.100	.088	.098	.086	.076	.067	.060	.053	.039	.035	.031	.012	.011	.010		
3.0	.103	.085	.071	.088	.074	.062	.061	.051	.043	.035	.030	.026	.011	.010	.008		
4.0	.094	.074	.059	.081	.064	.051	.055	.044	.036	.032	.026	.021	.010	.008	.007		
5.0	.086	.065	.049	.074	.056	.043	.051	.039	.030	.029	.023	.018	.010	.007	.006		
6.0	.079	.057	.041	.068	.050	.036	.047	.035	.025	.027	.020	.015	.009	.007	.005		
7.0	.074	.051	.035	.063	.044	.031	.044	.031	.022	.025	.018	.013	.008	.006	.004		
8.0	.069	.046	.030	.059	.040	.026	.041	.028	.019	.024	.017	.011	.008	.005	.004		
9.0	.064	.042	.026	.056	.036	.023	.038	.025	.016	.022	.015	.010	.007	.005	.003		
10.0	.061	.038	.023	.052	.033	.020	.036	.023	.014	.021	.014	.009	.007	.005	.003		

C Range: 0 - 360DEG
C Interval: 30.0DEG
Test Speed: HIGH
Temperature:25.3℃
Operators:zoe
Test Date:2023-9-14

γ Range: 0 - 180DEG
γ Interval: 1.0DEG
Test System:EVERFINE GO-SPEX500_V1 SYSTEM V2.00.461
Humidity:65.0%
Test Distance:3.160m [K=1.0000]
Remarks: LAMP:CMA1306-0000-000N0U0A30G Ra:90
REFLECTOR:PM-1092 15R
DRIVER:9290 028 088 350mA
30minutes warm-up

UGR(Unified Glare Rating) Table

Test:U:220.05V I:0.0758A P:16.444W PF:0.9840 Freq:49.99Hz Lamp Flux:1099.47x1 lm										
NAME: 2118.578-ACOT-36R					TYPE:			WEIGHT:		
SPEC.: 3000K					DIM.:			SERIAL No.: 2309141150		
MFR.: RISE					SUR.: 0.00138474m2			Shielding Angle:		
ceiling/cavity	0.7	0.7	0.5	0.5	0.3	0.7	0.7	0.5	0.5	0.3
walls	0.5	0.3	0.5	0.3	0.3	0.5	0.3	0.5	0.3	0.3
working plane	0.2	0.2	0.2	0.2	0.2	0.2	0.2	0.2	0.2	0.2
Room dimensions	Viewed crosswise					Viewed endwise				
x = 2H y = 2H	17.3	18.0	17.5	18.2	18.3	17.4	18.1	17.6	18.2	18.4
3H	17.3	18.0	17.6	18.2	18.3	17.4	18.0	17.6	18.2	18.4
4H	17.3	18.0	17.6	18.2	18.4	17.4	18.0	17.6	18.2	18.4
6H	17.4	18.0	17.7	18.3	18.5	17.5	18.0	17.7	18.3	18.5
8H	17.6	18.1	17.8	18.4	18.6	17.6	18.1	17.8	18.4	18.6
12H	17.7	18.2	18.0	18.5	18.8	17.7	18.2	18.0	18.5	18.8
4H 2H	17.2	17.8	17.4	18.0	18.2	17.2	17.8	17.5	18.1	18.3
3H	17.2	17.7	17.5	18.0	18.3	17.2	17.8	17.5	18.0	18.3
4H	17.3	17.8	17.6	18.1	18.4	17.3	17.8	17.6	18.1	18.4
6H	17.5	17.9	17.9	18.3	18.6	17.5	17.9	17.9	18.3	18.6
8H	17.7	18.1	18.1	18.5	18.8	17.7	18.1	18.1	18.4	18.8
12H	17.9	18.3	18.4	18.7	19.1	17.9	18.3	18.3	18.7	19.1
8H 4H	17.3	17.7	17.6	18.0	18.4	17.3	17.7	17.7	18.0	18.4
6H	17.6	17.9	18.0	18.3	18.7	17.6	17.9	18.0	18.3	18.7
8H	17.9	18.2	18.4	18.6	19.1	17.9	18.2	18.3	18.6	19.0
12H	18.3	18.6	18.8	19.0	19.5	18.3	18.5	18.7	19.0	19.4
12H 4H	17.2	17.6	17.6	18.0	18.4	17.3	17.6	17.7	18.0	18.4
6H	17.6	17.9	18.1	18.3	18.8	17.6	17.9	18.1	18.3	18.8
8H	18.0	18.3	18.5	18.7	19.2	18.0	18.2	18.4	18.7	19.2
Variations with the observer position at spacings(CIE Pub.117):										
S = 1.0H	+ 1.7 / - 2.8					+ 2.0 / - 2.9				
1.5H	+ 2.9 / - 2.7					+ 3.2 / - 2.8				
2.0H	+ 3.4 / - 1.9					+ 3.5 / - 1.9				

CIE Pub.117, 1099 lm Total Lamp Luminous Flux Correct (8log(F/F0) = 0.3)
Area: 0.00138474 m2

C Range: 0 - 360DEG
C Interval: 30.0DEG
Test Speed: HIGH
Temperature:25.3℃
Operators:zoe
Test Date:2023-9-14

γ Range: 0 - 180DEG
γ Interval: 1.0DEG
Test System:EVERFINE GO-SPEX500_V1 SYSTEM V2.00.461
Humidity:65.0%
Test Distance:3.160m [K=1.0000]
Remarks: LAMP:CMA1306-0000-000N0U0A30G Ra:90
REFLECTOR:PM-1092 15R
DRIVER:9290 028 088 350mA
30minutes warm-up

UTILIZATION FACTORS TABLE

Test:U:220.05V I:0.0758A P:16.444W PF:0.9840 Freq:49.99Hz Lamp Flux:1099.47x1 lm		
NAME: 2118.578-ACOT-36R	TYPE:	WEIGHT:
SPEC.: 3000K	DIM.:	SERIAL No.: 2309141150
MFR.: RISE	SUR.: 0.00138474m2	Shielding Angle:

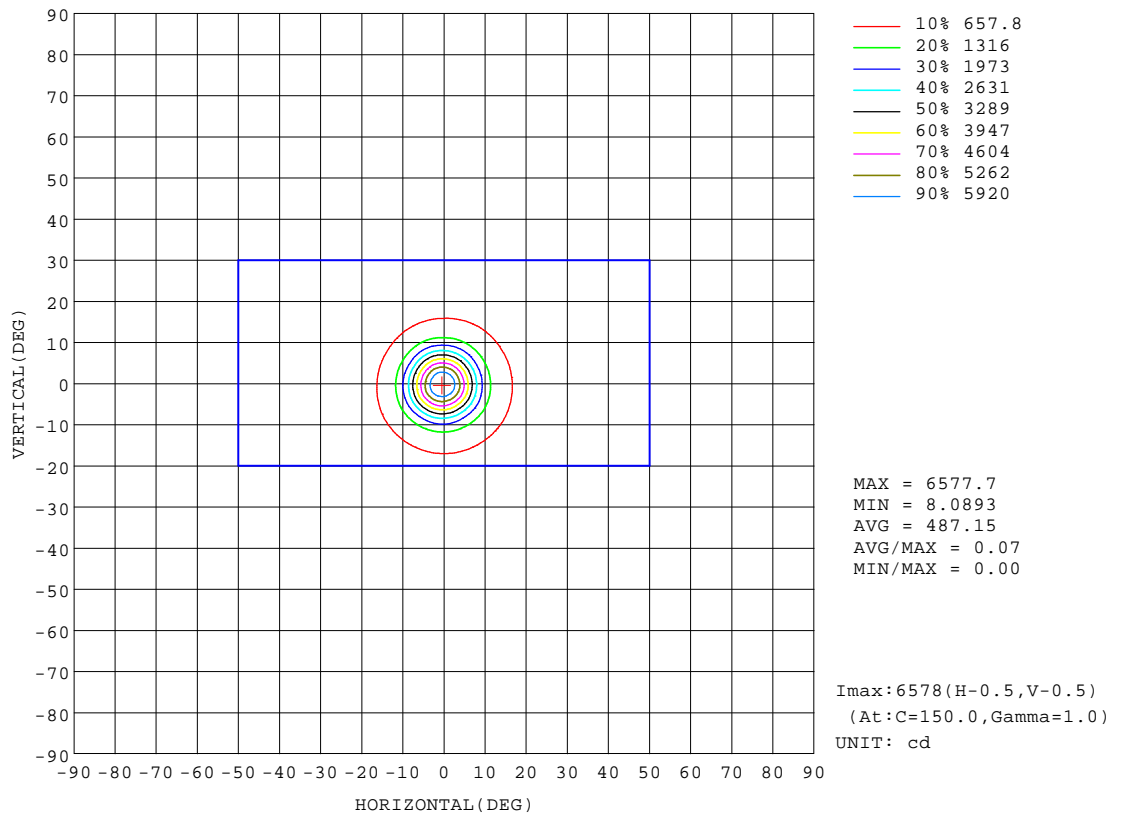
REFLECTANCE										
Ceiling	0.8	0.8	0.8	0.7	0.7	0.7	0.5	0.5	0.5	0
Walls	0.7	0.5	0.3	0.7	0.5	0.3	0.7	0.5	0.3	0
Working plane	0.2	0.2	0.2	0.2	0.2	0.2	0.2	0.2	0.2	0
ROOM INDEX	UTILIZATION FACTORS(PERCENT) $k(RI) \times RCR = 5$									
k = 0.60	66	61	59	66	61	59	65	61	59	56
0.80	72	67	65	71	67	65	70	67	64	62
1.00	75	71	68	74	71	68	73	70	68	65
1.25	78	74	72	77	74	71	76	73	71	68
1.50	80	76	74	79	76	74	77	75	73	69
2.00	82	79	76	81	78	76	79	77	75	71
2.50	83	80	78	82	79	77	80	78	76	72
3.00	84	82	80	83	81	79	80	79	77	72
4.00	86	84	82	84	82	81	82	80	79	74
5.00	87	85	84	85	84	82	82	81	80	74
ROOM INDEX	UF(total)									Direct
According to DIN EN 13032-2 2004			Suspended					SHRNOM = 1.25		

C Range: 0 - 360DEG
C Interval: 30.0DEG
Test Speed: HIGH
Temperature:25.3℃
Operators:zoe
Test Date:2023-9-14

γ Range: 0 - 180DEG
γ Interval: 1.0DEG
Test System:EVERFINE GO-SPEX500_V1 SYSTEM V2.00.461
Humidity:65.0%
Test Distance:3.160m [K=1.0000]
Remarks: LAMP:CMA1306-0000-000N0U0A30G Ra:90
REFLECTOR:PM-1092 15R
DRIVER:9290 028 088 350mA
30minutes warm-up

ISOCANDELA DIAGRAM

Test:U:220.05V I:0.0758A P:16.444W PF:0.9840 Freq:49.99Hz Lamp Flux:1099.47x1 lm		
NAME: 2118.578-ACOT-36R	TYPE:	WEIGHT:
SPEC.: 3000K	DIM.:	SERIAL No.: 2309141150
MFR.: RISE	SUR.: 0.00138474m2	Shielding Angle:

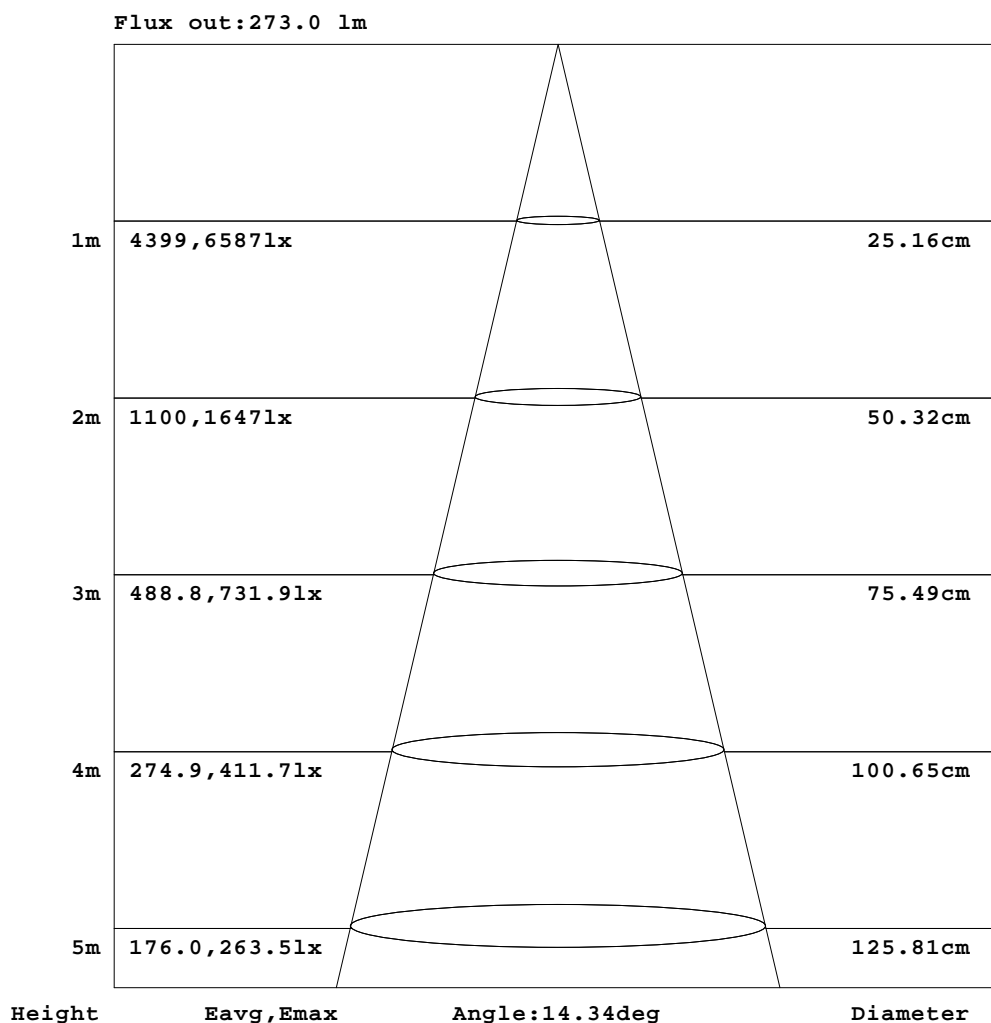


C Range: 0 - 360DEG
 C Interval: 30.0DEG
 Test Speed: HIGH
 Temperature:25.3℃
 Operators:zoe
 Test Date:2023-9-14

γ Range: 0 - 180DEG
 γ Interval: 1.0DEG
 Test System:EVERFINE GO-SPEX500_V1 SYSTEM V2.00.461
 Humidity:65.0%
 Test Distance:3.160m [K=1.0000]
 Remarks: LAMP:CMA1306-0000-000N0U0A30G Ra:90
 REFLECTOR:PM-1092 15R
 DRIVER:9290 028 088 350mA
 30minutes warm-up

AAI Figure

Test:U:220.05V I:0.0758A P:16.444W PF:0.9840 Freq:49.99Hz Lamp Flux:1099.47x1 lm		
NAME: 2118.578-ACOT-36R	TYPE:	WEIGHT:
SPEC.: 3000K	DIM.:	SERIAL No.: 2309141150
MFR.: RISE	SUR.: 0.00138474m2	Shielding Angle:



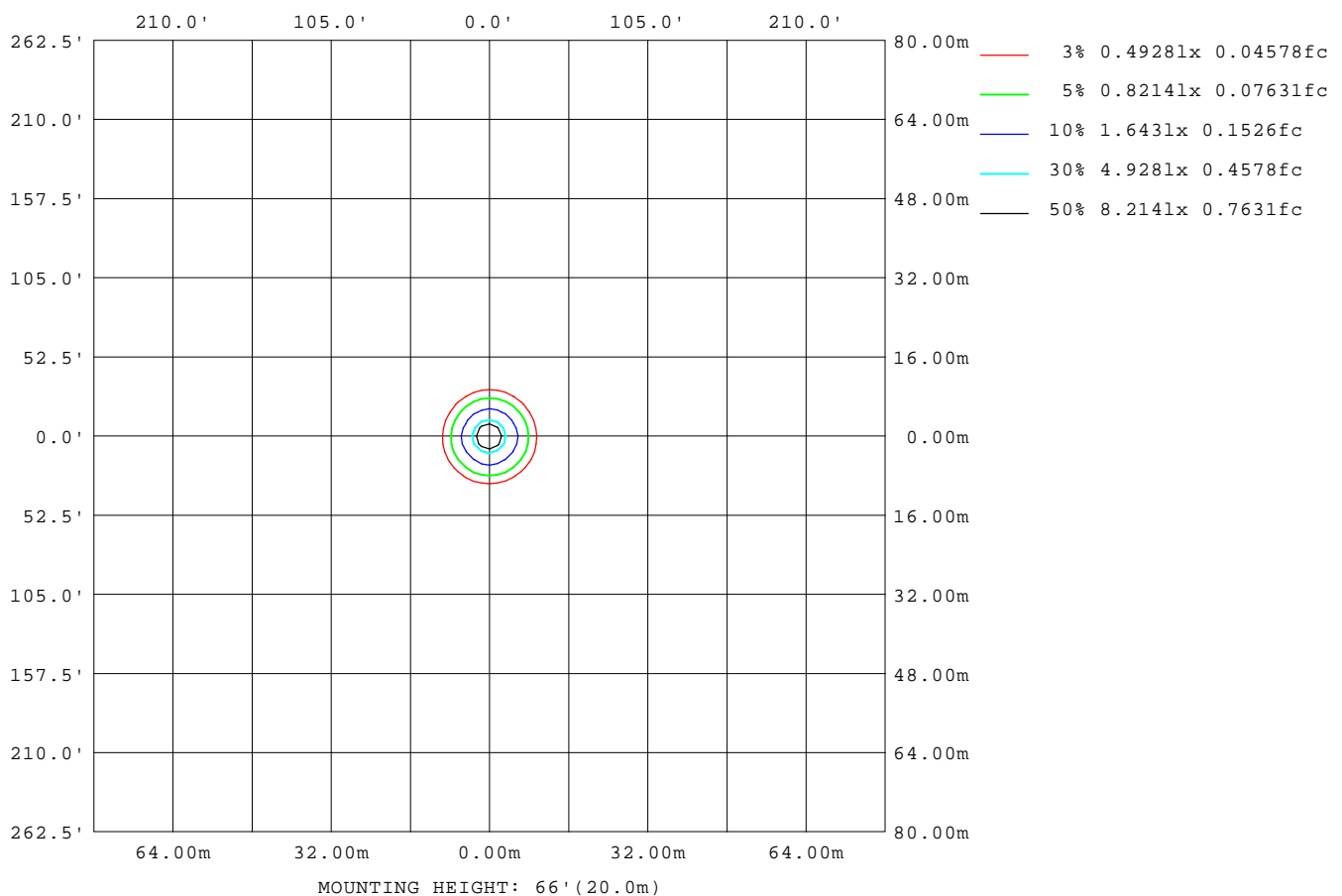
Note:The Curves indicate the illuminated area and the average illumination when the luminaire is at different distance.

C Range: 0 - 360DEG
C Interval: 30.0DEG
Test Speed: HIGH
Temperature:25.3℃
Operators:zoe
Test Date:2023-9-14

γ Range: 0 - 180DEG
γ Interval: 1.0DEG
Test System:EVERFINE GO-SPEX500_V1 SYSTEM V2.00.461
Humidity:65.0%
Test Distance:3.160m [K=1.0000]
Remarks: LAMP:CMA1306-0000-000N0U0A30G Ra:90
REFLECTOR:PM-1092 15R
DRIVER:9290 028 088 350mA
30minutes warm-up

ISOLUX DIAGRAM

Test:U:220.05V I:0.0758A P:16.444W PF:0.9840 Freq:49.99Hz Lamp Flux:1099.47x1 lm		
NAME: 2118.578-ACOT-36R	TYPE:	WEIGHT:
SPEC.: 3000K	DIM.:	SERIAL No.: 2309141150
MFR.: RISE	SUR.: 0.00138474m2	Shielding Angle:



C Range: 0 - 360DEG
C Interval: 30.0DEG
Test Speed: HIGH
Temperature:25.3℃
Operators:zoe
Test Date:2023-9-14

γ Range: 0 - 180DEG
γ Interval: 1.0DEG
Test System:EVERFINE GO-SPEX500_V1 SYSTEM V2.00.461
Humidity:65.0%
Test Distance:3.160m [K=1.0000]
Remarks: LAMP:CMA1306-0000-000N0U0A30G Ra:90
REFLECTOR:PM-1092 15R
DRIVER:9290 028 088 350mA
30minutes warm-up

LED Avg.L Report

Test:U:220.05V I:0.0758A P:16.444W PF:0.9840 Freq:49.99Hz Lamp Flux:1099.47x1 lm		
NAME: 2118.578-ACOT-36R	TYPE:	WEIGHT:
SPEC.: 3000K	DIM.:	SERIAL No.: 2309141150
MFR.: RISE	SUR.: 0.00138474m2	Shielding Angle:

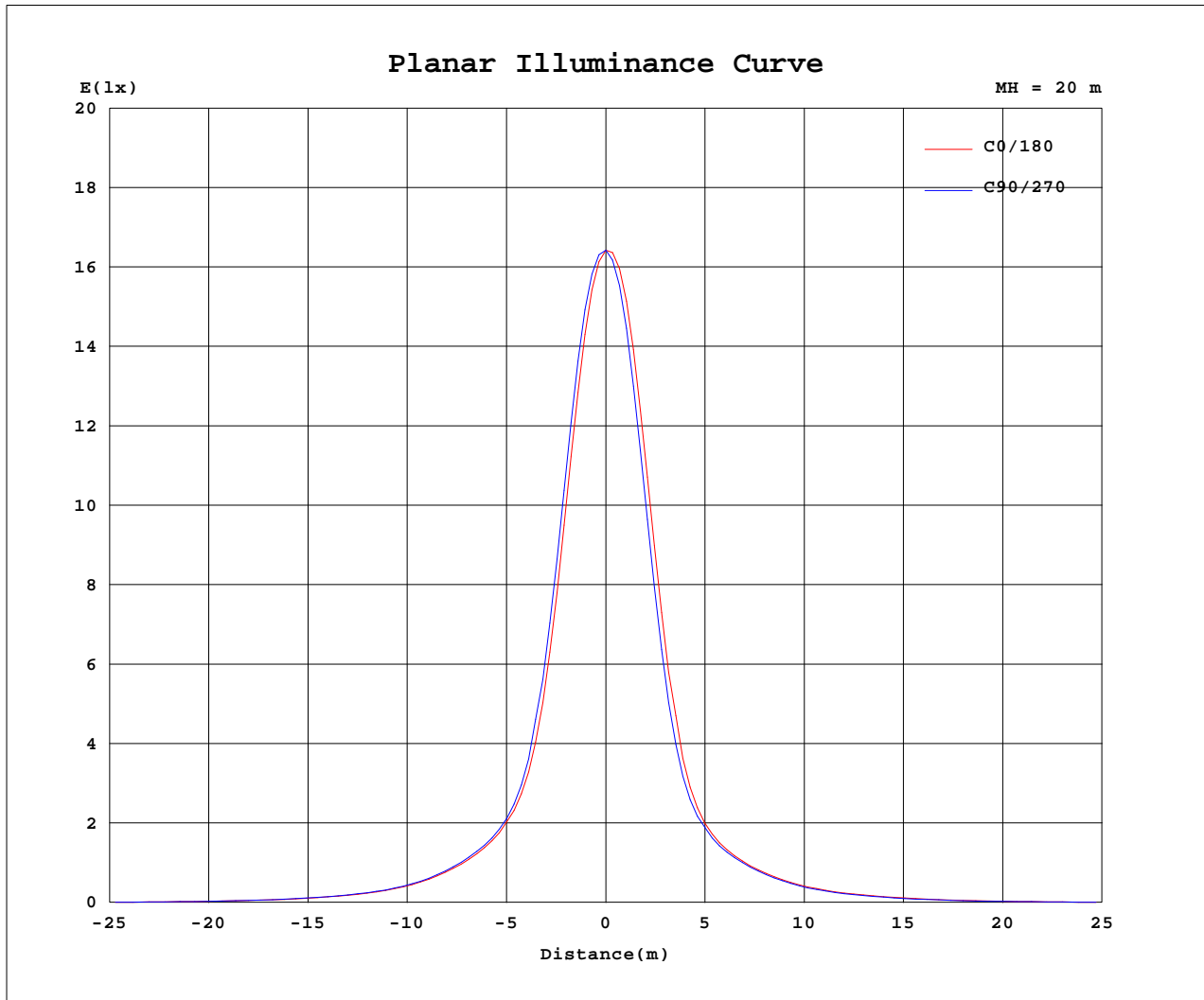
AvgL	cd/m2
L_0~180(65)av	5896
L_0~180(75)av	6693
L_0~180(85)av	14345
L_90~270(65)av	5794
L_90~270(75)av	6665
L_90~270(85)av	14180
L_45(65)av	5836
L_45(75)av	6644
L_45(85)av	14125

Standard: GB/T 29293-2012

C Range: 0 - 360DEG
C Interval: 30.0DEG
Test Speed: HIGH
Temperature:25.3℃
Operators:zoe
Test Date:2023-9-14

γ Range: 0 - 180DEG
γ Interval: 1.0DEG
Test System:EVERFINE GO-SPEX500_V1 SYSTEM V2.00.461
Humidity:65.0%
Test Distance:3.160m [K=1.0000]
Remarks: LAMP:CMA1306-0000-000N0U0A30G Ra:90
REFLECTOR:PM-1092 15R
DRIVER:9290 028 088 350mA
30minutes warm-up

Planar Illuminance Curve



C Range: 0 - 360DEG
 C Interval: 30.0DEG
 Test Speed: HIGH
 Temperature: 25.3 °C
 Operators: zoe
 Test Date: 2023-9-14

γ Range: 0 - 180DEG
 γ Interval: 1.0DEG
 Test System: EVERFINE GO-SPEX500_V1 SYSTEM V2.00.461
 Humidity: 65.0%
 Test Distance: 3.160m [K=1.0000]
 Remarks: LAMP: CMA1306-0000-000N0U0A30G Ra:90
 REFLECTOR: PM-1092 15R
 DRIVER: 9290 028 088 350mA
 30minutes warm-up



LUMINOUS DISTRIBUTION INTENSITY DATA

Test:U:220.05V I:0.0758A P:16.444W PF:0.9840 Freq:49.99Hz Lamp Flux:1099.47x1 lm		
NAME: 2118.578-ACOT-36R	TYPE:	WEIGHT:
SPEC.: 3000K	DIM.:	SERIAL No.: 2309141150
MFR.: RISE	SUR.: 0.00138474m2	Shielding Angle:

Table--1

UNIT: cd

C(DEG) γ (DEG)	0	30	60	90	120	150	180	210	240	270	300	330						
0	6574	6574	6574	6574	6574	6574	6574	6574	6574	6574	6574	6574						
5	4545	4673	4727	4891	5029	5114	5014	4856	4772	4603	4501	4448						
10	1694	1823	1797	1934	1942	2046	1974	1805	1813	1671	1644	1628						
15	782	808	819	823	827	806	767	726	725	722	742	748						
20	470	486	485	492	484	473	448	430	431	432	444	447						
25	280	288	286	291	288	285	273	262	261	260	266	268						
30	168	172	170	174	173	173	168	162	160	158	160	161						
35	106	108	108	111	112	113	110	107	105	101	102	103						
40	64.9	65.9	65.5	65.6	67.3	68.4	66.5	64.8	64.1	61.6	61.9	62.9						
45	38.0	38.7	38.3	38.2	39.8	41.0	40.1	39.2	38.4	36.1	36.3	37.0						
50	20.8	21.2	20.8	20.9	22.2	23.3	22.7	22.0	21.5	20.0	20.0	20.2						
55	9.97	10.2	10.0	10.2	10.8	11.6	11.3	10.9	10.6	9.83	9.72	9.81						
60	4.63	4.65	4.62	4.68	4.81	5.05	5.03	4.93	4.85	4.71	4.64	4.60						
65	3.41	3.41	3.39	3.37	3.37	3.48	3.49	3.47	3.47	3.41	3.38	3.36						
70	2.79	2.79	2.74	2.71	2.68	2.71	2.74	2.73	2.75	2.75	2.74	2.74						
75	2.47	2.46	2.42	2.38	2.33	2.31	2.33	2.33	2.37	2.39	2.40	2.42						
80	2.33	2.32	2.28	2.22	2.16	2.12	2.14	2.16	2.21	2.24	2.25	2.29						
85	1.73	1.76	1.71	1.73	1.71	1.73	1.73	1.71	1.73	1.70	1.65	1.65						
90	0.00	0.00	0.00	0.00	0.00	0.00	0.00	0.00	0.00	0.00	0.00	0.00						
95	0.00	0.00	0.00	0.00	0.00	0.00	0.00	0.00	0.00	0.00	0.00	0.00						
100	0.00	0.00	0.00	0.00	0.00	0.00	0.00	0.00	0.00	0.00	0.00	0.00						
105	0.00	0.00	0.00	0.00	0.00	0.00	0.00	0.00	0.00	0.00	0.00	0.00						
110	0.00	0.00	0.00	0.00	0.00	0.00	0.00	0.00	0.00	0.00	0.00	0.00						
115	0.00	0.00	0.00	0.00	0.00	0.00	0.00	0.00	0.00	0.00	0.00	0.00						
120	0.00	0.00	0.00	0.00	0.00	0.00	0.00	0.00	0.00	0.00	0.00	0.00						
125	0.00	0.00	0.00	0.00	0.00	0.00	0.00	0.00	0.00	0.00	0.00	0.00						
130	0.00	0.00	0.00	0.00	0.00	0.00	0.00	0.00	0.00	0.00	0.00	0.00						
135	0.00	0.00	0.00	0.00	0.00	0.00	0.00	0.00	0.00	0.00	0.00	0.00						
140	0.00	0.00	0.00	0.00	0.00	0.00	0.00	0.00	0.00	0.00	0.00	0.00						
145	0.00	0.00	0.00	0.00	0.00	0.00	0.00	0.00	0.00	0.00	0.00	0.00						
150	0.00	0.00	0.00	0.00	0.00	0.00	0.00	0.00	0.00	0.00	0.00	0.00						
155	0.00	0.00	0.00	0.00	0.00	0.00	0.00	0.00	0.00	0.00	0.00	0.00						
160	0.00	0.00	0.00	0.00	0.00	0.00	0.00	0.00	0.00	0.00	0.00	0.00						
165	0.00	0.00	0.00	0.00	0.00	0.00	0.00	0.00	0.00	0.00	0.00	0.00						
170	0.00	0.00	0.00	0.00	0.00	0.00	0.00	0.00	0.00	0.00	0.00	0.00						
175	0.00	0.00	0.00	0.00	0.00	0.00	0.00	0.00	0.00	0.00	0.00	0.00						
180	0.00	0.00	0.00	0.00	0.00	0.00	0.00	0.00	0.00	0.00	0.00	0.00						

C Range: 0 - 360DEG
C Interval: 30.0DEG
Test Speed: HIGH
Temperature:25.3℃
Operators:zoe
Test Date:2023-9-14

γ Range: 0 - 180DEG
γ Interval: 1.0DEG
Test System:EVERFINE GO-SPEX500_V1 SYSTEM V2.00.461
Humidity:65.0%
Test Distance:3.160m [K=1.0000]
Remarks: LAMP:CMA1306-0000-000N0U0A30G Ra:90
REFLECTOR:PM-1092 15R
DRIVER:9290 028 088 350mA
30minutes warm-up